

DonorPerfect to Virtuous CRM+ Mapping




How does my DP data change in CRM+?



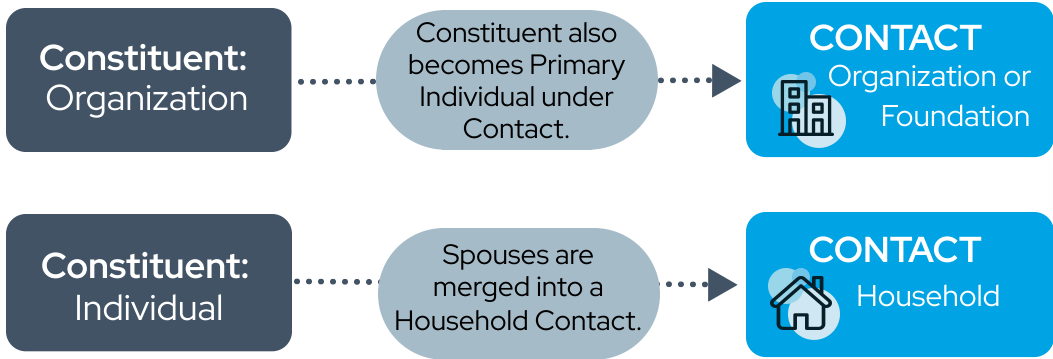
This diagram offers a visual overview on how your data is likely to map from DonorPerfect to CRM+.

KEY:



-  = DP Legacy Data
-  = how we transform the data
-  = corresponding CRM+ Data

Constituent Record



Links



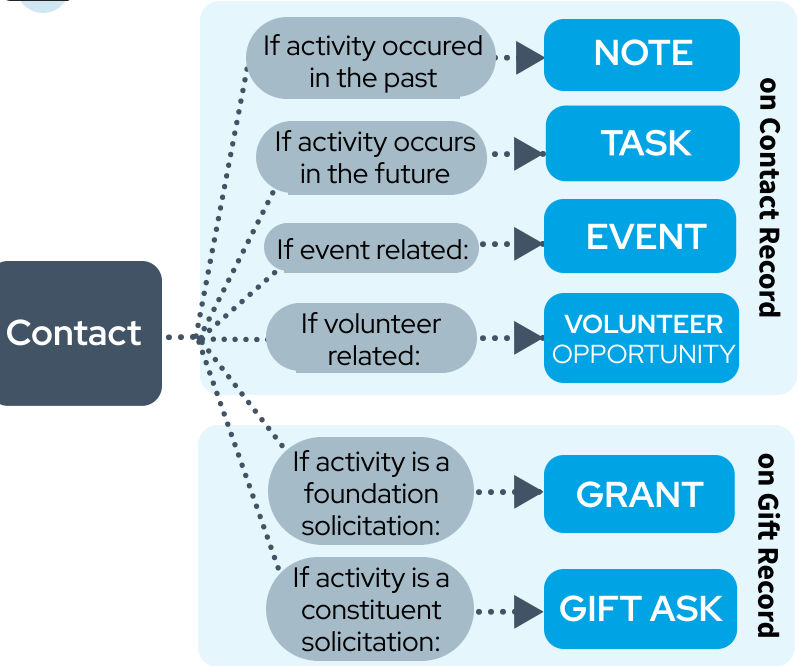
Links in DonorPerfect typically become relationships in CRM+ to connect two records together.

Flags and Custom Fields

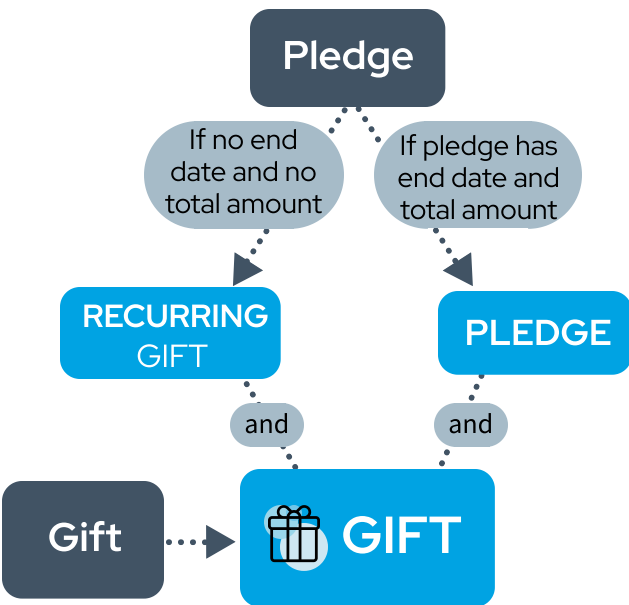


Depending on their purpose, Flags and Custom Fields in DonorPerfect will be mapped to either Tags or Custom Fields in CRM+.

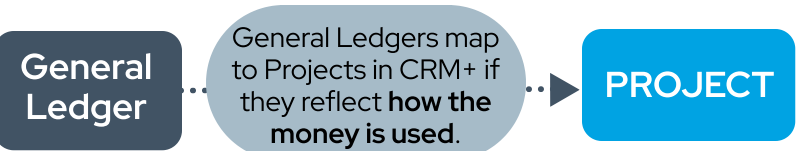
Contact Transactions



Gift Record



GL Record



Soft Credits



Each Gift will have only one Soft Credit Link mapped to **Passthrough Giver** with options available for retaining remaining data.

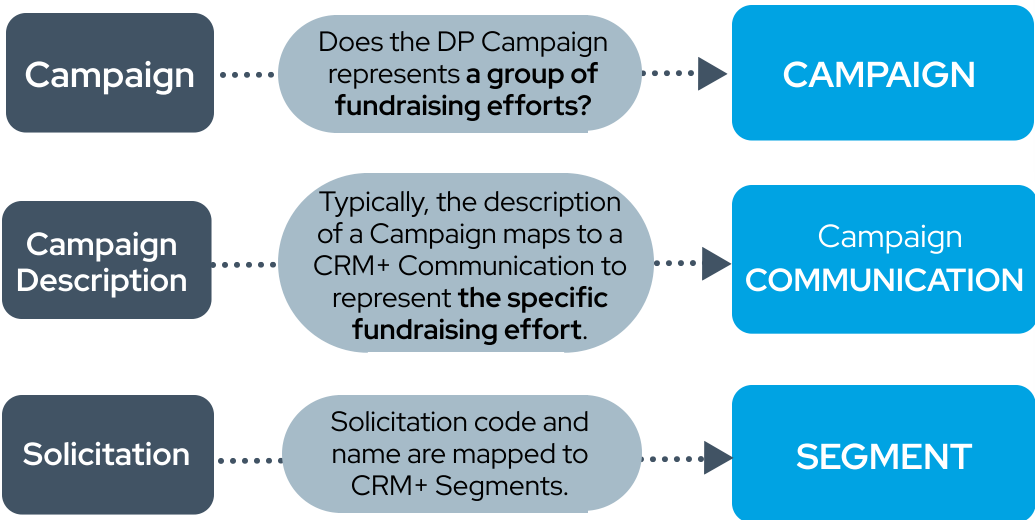
Tributes



Each Gift will have only one **Tribute** mapped with options available for retaining remaining data.



Campaign Record



Code Creation



Often times DP Codes do not map one-to-one. To create the Segment Code in CRM+, we typically concatenate the codes from Donor Perfect Campaign, Solicitation, and Subsolicitation.

Sub Solicitations



Because the use of Sub Solicitations in Donor Perfect is less common, they are not often included in the default mapping. If your data includes Sub Solicitations, these will likely map to Segments.



virtuous
CRM+

For more product help:
support.virtuous.org

